

S I M P L E S P A C A R E[®]



LEISURE TIME

Spa Care Guide

TABLE OF CONTENTS

Getting Started	2
Filling Your Spa	3
Balancing the Water.....	3
Adding a Sanitizer	5
Shocking	7
Simple Spa Care Program	8
Safety	11
Spa Fragrances and Moisturizers.....	12
Product Guide	14
Troubleshooting Guide.....	16

Congratulations

on the purchase of your new spa or hot tub.


It's time to start relaxing. As a new spa or hot tub owner, you now have the pleasure of relieving yourself from day-to-day stress while escaping in hot bubbling spa water.

In order to enhance your spa experience, we have developed this Leisure Time Spa Care Guide to provide you with general knowledge of caring for your spa and spa water. Once your freshly filled spa water has been treated, you will be able to enjoy your spa with our quick 10-minute per week Simple Spa Care® program.

Relax and enjoy your spa with Simple Spa Care from Leisure Time.



Visit www.LeisureTimeSpa.com for valuable information on Leisure Time products, an online water test, a glossary of spa water care terms, current Leisure Time promotions, a troubleshooting guide, and surveys.



GETTING STARTED

Before filling your spa, you need to know the chemical makeup of the “source water,” or the water you’re using to fill your spa. To do this, simply take a sample of the water to your local spa retailer to have it professionally tested, or test the water using *Spa & Hot Tub Test Strips* from Leisure Time. If testing your spa water yourself, you can get instant answers online about what to do using the Water Analysis program at www.LeisureTimeSpa.com.

Please refer to each bottle label for detailed instructions on application and usage. Test results will identify what levels of metals and minerals exist in the water and determine if any adjustments are needed to properly adjust your source water once the spa is initially filled.

It’s important to realize that spa water is different from pool water. In a spa, the water is heated to between 98-104°F, a temperature much warmer and more turbulent than pool water and therefore, needs to be treated differently than pool water.

Leisure Time products are specifically formulated for spas/hot tubs and need to be used to avoid common hot water problems arising from residual soaps, deodorants, perfumes, natural body oils and other cosmetics.

Now begin your spa/hot tub experience by filling your spa.

FILLING YOUR SPA

Recommended Products:

Fast Gloss *(included in kits)*

Metal Gon *(included in kits)*

- 1** If you have an acrylic or fiberglass spa, it is best to protect the finish with *Fast Gloss* before adding any water. This will help reduce fading from UV rays or any reactions on the spa surface from chemicals.
- 2** Fill your spa to the center of the skimmer or the middle of the tile line. If you're using a garden hose to fill the spa, remember to run water for several minutes to flush out any bacteria that might have accumulated in the residual water of the hose before putting it in the spa.
- 3** As you fill the spa, add one bottle of *Metal Gon*, a sequestering agent, to prevent minerals such as calcium, iron, copper and manganese from staining the spa surface or damaging the heater and plumbing.

Proper treatment when first filling your spa will not only prevent later problems and spa down time, but will reduce the time and expense required to fix problems.

BALANCING THE WATER

Recommended Products:

Spa & Hot Tub Test Strips
(included in kits)

Spa Up *(included in kits)*

Spa Down *(included in kits)*

Defender *(included in kits)*

Alkalinity Increaser*

pH Balance / pH Balance Plus*

Calcium Booster*

**Sold individually at your local Leisure Time Dealer.*

Before filling your spa or hot tub, you should have had your source water tested either professionally or by using Leisure Time *Spa & Hot Tub Test Strips*. It's also important to test your water regularly using test strips or a liquid test kit. By keeping your spa water balanced, you will avoid many problems that occur with spa water. The three most important factors in balancing spa water are pH, total alkalinity and calcium hardness. Leisure Time *Spa & Hot Tub Test Strips* allow for quick testing and are easy to read.

pH

It is critical that the pH of your spa water stay within the recommended range of 7.2-7.8. Any fluctuations above or below this range can cause spa water to be corrosive or scale forming. pH is easily adjusted by using *pH Up* or *pH Down*. For more convenience use *Liquid pH Up* or *Liquid pH Down*.

Total Alkalinity

Total alkalinity acts as a buffer preventing the pH levels from changing as additional chemicals or other substances are added to the water. Any fluctuation above or below the recommended range of 80-120 ppm causes the pH to be unstable causing corrosion, cloudy water or scaling.



When the total alkalinity needs adjusting, use either granular or liquid *Spa Up* or *Spa Down* or use *Alkalinity Increaser*.

Calcium Hardness

Spa water requires some calcium to be present. The recommended range for calcium is between 150-400 ppm. Calcium levels outside of this range

can cause scale buildup, foaming, or corrosion to equipment and plumbing. To raise the calcium level, use *Calcium Booster*. However, the only way to lower the calcium level is to drain part of the water and refill with soft water. Using a sequestering agent such as *Defender* will prevent calcium and scale formations by chemically bonding with the calcium to keep it in solution.

Once you've determined the readings for pH, total alkalinity and calcium hardness, you need to adjust your water so that the levels fall within the normal ranges. Testing your spa water regularly will make you aware of any fluctuations in water balance. If your spa water does not fall within the recommended ranges and remains unbalanced, problems such as cloudy water, scaling, equipment corrosion, and skin irritation can occur.

Refer to Troubleshooting Chart on page 16 if you are experiencing any of these or other problems. You can also visit www.LesureTimeSpa.com to find answers to your questions or use our online Water Analysis using results from the Spa & Hot Tub Test Strips from Leisure Time.

RECOMMENDED RANGES FOR BALANCED WATER

pH	7.2-7.8
Total Alkalinity	80-120 ppm
Calcium Hardness	150-400 ppm
Metals	None
Total Dissolved Solids	Not more than 2000 ppm
Water Temperature	Not hotter than 104°F

ADDING A SANITIZER

Recommended Products:

Brom Tabs *(included in kits)*

Sodium Bromide *(included in kits)*

Spa 56 Chlorinating Granules

(included in kits)

Reserve *(included in kits)*

Spa Mineral Purifier*

**Sold individually at your local Leisure Time Dealer.*

Using an effective sanitizer to control and prevent bacteria growth is an important part of any spa water maintenance program. No matter which sanitizing system you use, spa water must contain a proper level of bromine or chlorine to keep the water safe and sanitary. Leisure Time offers chlorine and bromine-based sanitizers, as well as a natural mineral purification system that enhances spa water clarity.

REMEMBER

Always circulate spa water for at least 10 minutes after adding a sanitizer.

Chlorine Sanitizing

The most commonly recognized sanitizer is chlorine. However, the effectiveness of chlorine depends heavily on the pH level of the spa water. In order to get the most effective and economical benefit of chlorine, the pH range of 7.2-7.8 is recommended. The best form of chlorine for spa use is *Spa 56 Chlorinating Granules*, a fast dissolving granular that is virtually neutral in pH and therefore doesn't upset the water balance. A downside to using chlorine is that when chlorine combines with bather waste and other contaminants in the water, not only does it lose its sanitizing ability, it can cause odors, eye burn and skin irritation.



Bromine Sanitizing

Sanitizing with bromine has become increasingly popular. Whereas chlorine can sometimes cause offensive odors and skin irritation, bromine is much less likely to do so. Additionally, unlike chlorine, when bromine combines with bather waste and other contaminants in the water, it remains a very effective sanitizer. Bromine is also far less pH-dependent than chlorine. Leisure Time offers bromine in two forms: tablets and as a two-part system known as *Reserve & Renew*®. Leisure Time *Brom Tabs* are applied through a floater to gradually release the bromine and maintain a constant level of bromine in the water. When using *Brom Tabs*, you will also need to use *Sodium Bromide* during fill up to insure a fully bromine-based sanitizer system.

Reserve & Renew® Sanitizing System

This is a two-part bromine sanitizing system that eliminates the need for a float, a brominator, or the handling of dry chlorine. *Reserve*, a bromide salt, remains neutral in the spa water until *Renew*, a non-chlorine shocking agent, is added. The two products react to form bromine. With proper maintenance and regular additions of *Renew* to the water, spa care has never been easier. The *Reserve & Renew* System is easy to use and hassle-free.

Ozone

Your spa may be equipped with a special unit called an ozonator. This ozonator releases ozone into the spa that effectively oxidizes and helps reduce contaminants in the water. Ozone, however, is not very stable and has a very short life, especially in hot water. Because of its short life, it cannot be used as the sole source of sanitizer in a spa. A residual of bromine or chlorine must be maintained in the water. The advantage ozone has is that it will reduce the levels of chlorine or bromine otherwise needed to maintain a spa.

Mineral Purification

Mineral purification as a choice for assisting in sanitizing spa water has grown in popularity. The Leisure Time *Spa Mineral Purifier* is typically placed inside the filter cartridge and slowly releases unique metallic ions into the water that help control microbial contamination. Mineral Purifiers do not work alone and must be supplemented with low levels of chlorine or bromine. The advantage of using the *Spa Mineral Purifier* is the same as that of an ozonator in that it will reduce the levels of chlorine or bromine needed to maintain a spa.

S H O C K I N G

Recommended Products:

Renew *(included in kits)*

OZ *(included in kits)*

Shocking is also referred to as oxidation and is the process of removing organic materials such as body oils, cosmetics and lotions from the water. If these materials buildup, spa water can become cloudy or hazy. Using a shocking agent such as *Renew* or *OZ* will oxidize the materials that may cause foul odors, eye or skin irritation, or dull, cloudy water.

No matter which sanitizing system you choose, it will be necessary to “shock” your spa on a routine basis. Leisure Time recommends shocking spa water after each use or at least once each week, whichever is more frequent. This will increase the effectiveness of your sanitizer. When using the *Reserve & Renew* sanitizing system, it is necessary to shock your spa water after each use.

SIMPLE SPA

Prior to each use, test Spa Water to ensure that sanitizer level is in proper range of 3-5 ppm.

Like any luxury item – a boat, a car or even a second home – you must maintain your spa, in order to enjoy it. Even though maintenance is important, you bought your spa to relax. This is why Leisure Time has developed the quickest and easiest-to-follow spa care program. Maintenance is the key to a clean and healthy spa. Once you have filled your spa and have completed the start-up process, follow our Simple Spa Care program for clear, clean water.

Start-Up

- 1 Polish the entire spa surface with *Fast Gloss* prior to filling.
- 2 Add *Metal Gon* during the fill cycle.
- 3 Balance water according to your Leisure Time dealer's instructions, or if you use *Spa & Hot Tub Test Strips* to test water, plug in the results using the online water analysis at www.LeisureTimeSpa.com for corrective action.
- 4 By adding *pH Balance Plus** at this time, you will reduce the need to adjust your pH for up to three months.
- 5 Add any *Leisure Time sanitizer***.
- 6 Test water using *Spa & Hot Tub Test Strips* to make sure water is still balanced.
- 7 Shock with *Renew* or *OZ*.

PROPER LEVELS FOR BALANCED WATER

pH	7.2 – 7.8
Alkalinity	80 – 120 ppm
Calcium Hardness	150 – 400 ppm
Sanitizer	3 – 5 ppm

**pH Balance Plus* is sold individually at your local spa retailer.

**See Page 14 for Leisure Time's sanitizer choices.

If spa is used more than three times per week, water testing and maintenance will need to be performed more frequently.

Weekly

Always allow product to circulate in water for one minute with jets on prior to adding another product. Circulate water for 10 minutes after all products are added.

- 1 Test water using *Spa & Hot Tub Test Strips* from Leisure Time. Adjust as needed.
- 2 Add *Bright & Clear* according to label directions.
- 3 Add *Defender* according to label directions.
- 4 Add *Enzyme* according to label directions.
- 5 Add *Renew* or *OZ* to shock water according to label directions.

CARE[®] PROGRAM

After Each Use

Shocking with *Renew* or *OZ* after each use is suggested. If using the *Reserve & Renew System*, shocking with *Renew* or *OZ* is required.

It's important to keep water clean and clear, but it's also important to make sure that you maintain spa equipment on a regular basis as well. Maintaining spa equipment such as filters and spa surfaces is key to extending the life of your spa.

Monthly Cleaning

- 1 Remove the spa filter and clean using *Instant Cartridge Clean*.
- 2 Spa cover should be cleaned using either *Cover Wipes* or *Cover Care & Conditioner*.

Filter cycle should be run a minimum of 6-8 hours per day.

3-Month Cleaning

- 1 Add Jet Clean according to label directions. (Remember to remove filter prior to use.)
- 2 Drain your spa.
- 3 Clean the shell of the spa with *CitraBright* and wipe down.
- 4 Apply *Fast Gloss* to spa surface to protect, seal and keep the spa finish from fading.
- 5 Deep clean filter with *Filter Clean*.
- 6 Follow **Filling Your Spa** procedure including having your source water tested professionally.
- 7 Replace your *Spa Mineral Purifier*.
- 8 Clean your spa cover with *Cover Wipes* or *Cover Care & Conditioner*.

To ensure water quality and keep the water easy to balance, Leisure Time recommends draining your spa water at least every three months, or more often if the spa is used frequently.

This program is intended for a residential spa with average use. It is not designed for public, commercial or semi-public spas. If your spa is used more than 3X per week, you should check and make chemical additions more often than suggested.



SAFETY

A spa is extremely relaxing and enjoyable, but it is also important that your spa experience is a safe one. Please review the following safety tips before using your spa.

- ~ Never heat your spa or hot tub above 104°F.
- ~ Avoid alcohol consumption when using your spa.
- ~ Always shower before using your spa.
- ~ Limit your time to 15 minutes per use.
- ~ Maintain a proper sanitizer level with either chlorine or bromine.
- ~ Add each chemical separately.
- ~ Always add chemicals to water, not water to chemicals.
- ~ Always store chemicals according to the manufacturer's label instructions and keep them out of the reach of children.
- ~ If you are pregnant, have high blood pressure or a cardiovascular condition, consult your physician prior to using the spa.
- ~ Never allow children to use the spa without adult supervision.

SPA FRAGRANCES AND MOISTURIZERS

As a spa owner, you know the best part of owning a spa is simply relaxing in it. Leisure Time not only wants you to understand how to care for your spa and spa water, we want you to enjoy your spa to the fullest with fragrances and moisturizers.

EsScents from Leisure Time offers 12 scents available in three spa fragrances categories to ease your mind and senses while your body is relaxing:

AROMATHERAPY

Aromatherapy provides a special blend of scents specially designed to reduce stress and induce relaxation.



- Energy
- Refresh
- Relax
- Warmth

FLORAL

- Plumeria
- Valley Flower
- Garden of Eden
- Floral Bouquet



Floral scents fill the senses with carefully selected combinations of rose, lilac, gardenia, violet and other bouquets.


TROPICAL

Tropical scents provide an exotic experience in the spa with festive combinations of mango, pineapple, coconut and ocean breezes.



- Fruit Medley
- Mango Madness
- Piña Colada
- Tropical Cherry

To smooth and soften your skin while relaxing in the spa, use *Velvet Touch* moisturizer. This unique blend of aloe extract and other moisturizing ingredients can be poured directly into the spa water without leaving oil or residue or clogging filters.



PRODUCT GUIDE

CLARIFIERS

Bright & Clear	Neutralizes dirt, soap, oily films and allows filter to remove particles leaving clean, fresh water.
Enzyme	Breaks down oils, lotions and organics that can cause odors, scum lines and cloudy water.
Foam Down	Quickly eliminates unsightly foaming.
Spa Algaecide	Kills and prevents all types of algae.

BALANCERS

Alkalinity Increaser	Granular formula that increases alkalinity levels.
Calcium Booster	Increases water hardness levels to help prevent foaming and equipment corrosion.
Liquid Spa Up	Increases pH levels. No mixing required prior to application.
Liquid Spa Down	Lowers pH levels. No mixing required prior to application.
pH Balance	Liquid formula that locks-in pH levels between 7.2 and 7.8.
pH Balance Plus	A granular formula that works well in hard water to lock-in pH levels between 7.2 and 7.8.
Spa Up	Raises the pH and alkalinity of spa water.
Spa Down	Lowers the pH and alkalinity of spa water.

SANITIZERS

Brom Tabs	Slow dissolving. Sanitizes and disinfects water. Fits in most feeders.
Reserve & Renew®	A two-part bromine sanitizing system that eliminates the need for a float or brominator or handling dry chlorine. Easy-to-use and hassle-free.
Reserve	Bromide salts used in conjunction with <i>Renew</i> to create a bromine sanitizing system.
Sodium Bromide	Use at start-up with <i>Brom Tabs</i> for a complete bromine-based spa.
Spa 56 Chlorinating Granules	Effectively sanitizes and disinfects hot water.
Spa Mineral Purifier	Use in your spa filter with any sanitizing system to create softer, cleaner spa water.

STAIN & SCALE TREATMENT

Defender	Prevents and inhibits calcium stain and scale buildup for protection of spa surfaces and equipment.
Metal Gon	Prevents metal staining of spa surfaces. Use when filling spa.

SHOCK TREATMENTS

OZ	Chlorine-free tablets. Rids spa of odor causing organic contaminants. Easy-to-use. No measuring.
Renew	Chlorine-free. Eliminates odors and reduces irritating contaminants. Use as a two-part system with <i>Reserve</i> or as a shock with <i>Spa 56 Chlorinating Granules</i> or <i>Brom Tabs</i> .

SURFACE & EQUIPMENT MAINTENANCE

CitraBright	Natural formula that removes grease and grime from spa surfaces. Citrus scented.
Cover Care & Conditioner	Cleans, restores and protects spa covers from weathering, fading and discoloration.
Cover Wipes	Disposable, ready-to-use-wipes that clean spa covers and provide UV protection to prevent fading and discoloration.
Fast Gloss	Protects, waterproofs and seals spa finish with a reactive silicone to prevent fading and oxidation.
Filter Clean	Deep cleans dirt, oil, grease and soap film from cartridge and diatomaceous earth filters. Soak overnight for best results.
Instant Cartridge Clean	Removes oil, grease, calcium and scale from cartridge filter elements in just 5 minutes. Now with color spray indicator.
Jet Clean	Keeps spa and jetted tub plumbing clear of organics, oils, dirt and minerals.
Leak Seal	Seals minor leaks in spa surfaces and plumbing.
Spa & Hot Water Test Strips	Easy-to-read strips that test for pH, alkalinity, calcium-hardness, and bromine or chlorine.
Tub Rub	A specially designed cleaning pad for dirty spa surfaces including tile, vinyl, fiberglass and more. Reusable.


ESSENTS® FRAGRANCES & MOISTURIZERS

Aromatherapy	Available in four scents: Energy, Refresh, Relax and Warmth.
Floral	Available in four scents: Plumeria, Valley Flower, Garden of Eden and Floral Bouquet.
Tropical	Available in four scents: Fruit Medley, Mango Madness, Piña Colada and Tropical Cherry.
Velvet Touch	Softens skin while in spa or bath. Leaves no oil or residue.

TROUBLESHOOTING COMMON PROBLEMS

Most water conditions can be resolved by the recommended solutions below. Extreme conditions may warrant draining and refilling the spa. Stains or calcium deposits may require attention prior to refilling. It is recommended that the water be changed every three months or as needed to maintain water quality.

Problem	Cause	Solution
Cloudy Water	Excessive organic contaminants or lack of sanitizer	Shock with <i>Renew</i> or <i>OZ</i> . Check and adjust sanitizer level.
	Buildup of unfilterable material	Use <i>Bright & Clear</i> .
	pH or total alkalinity out of balance	Test water and adjust pH and total alkalinity as necessary using <i>Spa Up</i> , <i>Spa Down</i> or <i>Alkalinity Increaser</i> .
	Dirty filter	Use <i>Instant Cartridge Clean</i> on a monthly basis, or deep clean with <i>Filter Clean</i> .
	Calcium too high	Use <i>Defender</i> on a weekly basis.
Chalky, white scale deposits (Calcium buildup)	High mineral content in water	Use <i>Defender</i> on a weekly basis.
	Water out of balance	Check water balance and adjust as necessary.
Cloudy green water	Low sanitizer level	Shock with <i>Renew</i> or <i>OZ</i> . Check and adjust sanitizer level.
Clear green water	Dissolved copper or iron in spa water	Add <i>Metal Gon</i> to sequester minerals in the water. Check pH level.
Brown water	High iron or manganese content	Add <i>Metal Gon</i> to sequester minerals in the water. Check pH level.
Odor	Excessive organic contaminants	Shock with <i>Renew</i> or <i>OZ</i> . Check and adjust sanitizer level.
Eye/skin irritation	Chloramines or excessive organic contaminants	Shock with <i>Renew</i> or <i>OZ</i> .
	pH or total alkalinity out of balance	Test and adjust pH and total alkalinity as necessary.
Scum deposit on waterline	Oils, lotions and detergents from bathers have caused buildup	Use <i>Enzyme</i> on a weekly basis.
Excessive foaming	Buildup of body oils, cosmetics and detergents from bathers	Add <i>Foam Down</i> . Shock with <i>Renew</i> or <i>OZ</i> .
	Calcium Hardness is too low	Add <i>Calcium Booster</i> to obtain 150–400 ppm calcium level in the water.
	Large amount of Total Dissolved Solids	Change water.



LEISURE TIME

Simple Spa Care®

1400 Bluegrass Lakes Parkway

Alpharetta, GA 30004

www.LeisureTimeSpa.com